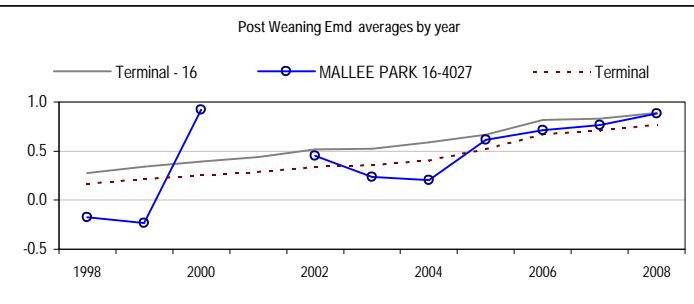
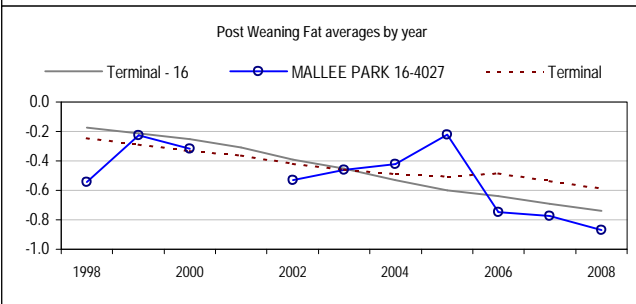
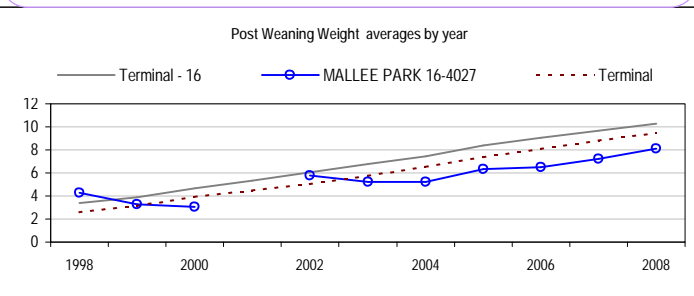
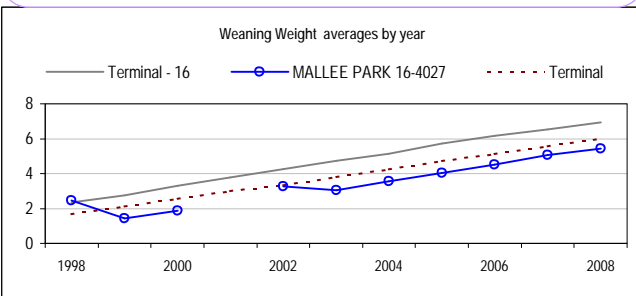
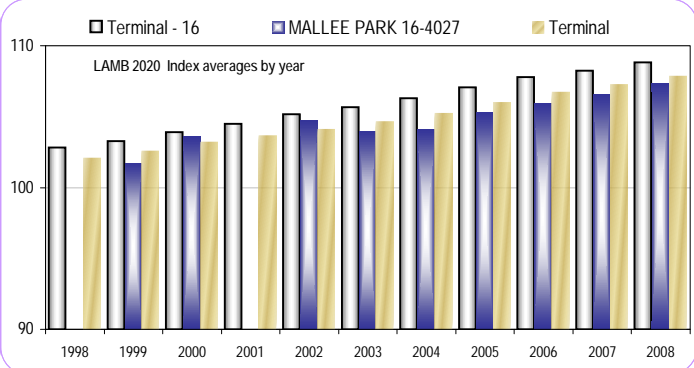
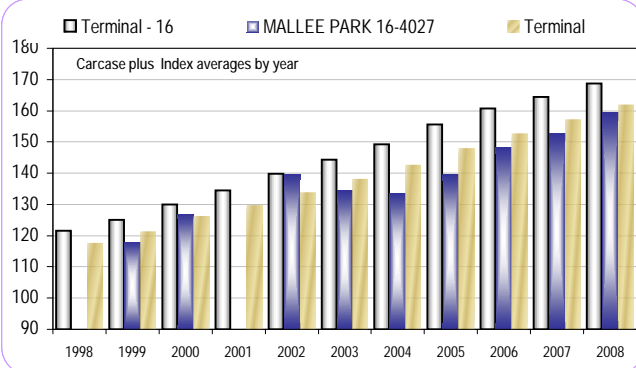


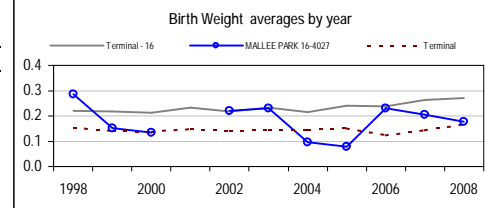
Analysis : **Terminal - 16**

Dated : 15/10/09



Terminal - 16

	Bwt	Wwt	Pwwt	Pfat	Pemd	Ywt	Carcase +	Counts
1999	0.22	2.76	3.87	-0.21	0.34	5.05	125.0	35248
2000	0.21	3.31	4.65	-0.25	0.40	5.90	129.9	34675
2001	0.23	3.77	5.32	-0.31	0.44	6.72	134.4	34886
2002	0.22	4.26	6.06	-0.39	0.52	7.51	139.9	35302
2003	0.23	4.72	6.75	-0.45	0.53	8.24	144.2	37048
2004	0.22	5.14	7.44	-0.53	0.59	8.98	149.3	43154
2005	0.24	5.74	8.37	-0.60	0.67	10.00	155.6	45132
2006	0.24	6.15	9.04	-0.64	0.82	10.65	160.7	47036
2007	0.26	6.52	9.65	-0.69	0.83	11.28	164.5	44540
2008	0.27	6.94	10.29	-0.74	0.89	11.92	168.8	45119



MALLEE PARK 16-4027

	Bwt	Wwt	Pwwt	Pfat	Pemd	Ywt	Carcase +	Counts
1999	0.15	1.44	3.28	-0.23	-0.24	4.14	117.8	13
2000	0.14	1.87	3.04	-0.32	0.92	4.10	126.9	14
2001								0
2002	0.22	3.27	5.76	-0.53	0.45	6.43	139.8	65
2003	0.23	3.03	5.23	-0.46	0.24	6.41	134.5	57
2004	0.10	3.55	5.23	-0.42	0.20	6.82	133.7	52
2005	0.08	4.04	6.31	-0.22	0.62	7.52	139.7	26
2006	0.23	4.52	6.49	-0.75	0.72	8.05	148.4	32
2007	0.21	5.05	7.21	-0.77	0.76	8.78	152.8	50
2008	0.18	5.42	8.11	-0.87	0.88	9.25	159.6	80

LAMBPLAN reports are prepared using data supplied by breeders and/or accredited operators. LAMBPLAN cannot guarantee the accuracy of this data. LAMBPLAN ASBV's are designed to estimate genetic merit of animals from the data supplied. The reports are provided to assist breeders but no liability is accepted for the outcome resulting from the use of this information.

Linkage Summary	
MALLEE PARK 16-4027	linked
Wts	Yes
Carcase	Yes
FEC	No
Reproduction	Yes
Site Code	164027



Phone 02 6773 2948
www.lambplan.com